



Sunbeam Academy, Varanasi  
**Syllabi for Class – L.KG**  
Session : 2025 – 2026

Term 1 – **Quarterly**

Month – April to August

Evaluation Test – Last week of August

**ENGLISH**

1. English with Phonics-Book-B – Page No. 5 to 24
2. Capital and Small Letters – Page No. 2 to 33
3. Early learning writing book – Page No. 4 to 69
4. Sing Along Nursery Rhymes (2) – Page No. 2, 3, 6, 9, 8, 10 and 11)

The activities like match the following, colouring and tracing etc. encourage the children to think, analyse and find solutions to the assigned challenges.

Plenty of practice will be given on alphabets with the drill works as well as exercises. e.g.

1. Fill up the missing alphabets A a ..... C c ..... E e ..... P p
2. Recognize the picture and write the first letter :-



D d



P p

3. Circle the correct letter :-



B b

**F f**

M m

4. Match the picture with the alphabets :-



H h

L l

5. Match capital alphabets to their small ones :-

O — e  
M — o  
E — m

6. Match small alphabets to their capital ones :-

f — I  
k — F  
i — K

7. Write the small alphabets :-

N n  
C c

8. Write the capital alphabets :-

j J  
q Q

9. Write A a to P p

10. Dictation : A a to P p

**Recitation :-** Sing Along Nursery Rhymes (2)

- |                            |            |
|----------------------------|------------|
| 1. Hello! Mr. Bunny        | Pg. No. 2  |
| 2. Jack and Jill           | Pg. No. 3  |
| 3. The Elephant Long Nose! | Pg. No. 6  |
| 4. Johnny Johnny           | Pg. No. 9  |
| 5. Hickory! Dickory !      | Pg. No. 8  |
| 6. But I Walk              | Pg. No. 10 |
| 7. At the Zoo              | Pg. No. 11 |

**Concept :-**

One	–	Many	Open	–	Close	Far	–	Near
Catch	–	Throw	Sit	–	Stand	Full	–	Empty
Come	–	Go	Fold	–	Unfold	Same	–	Different
Give	–	Take	Roll	–	Unroll	Front	–	Behind
In	–	Out / On	On	–	Off	Fat	–	Thin
Right	–	Left / Wrong	Black	–	White			

**Composition :-** My Mother

**Story :-** A bird and a bee.

**Song :-** If You Are Happy

**G.K., EVS and Concepts**

Informative discussions in Q/Ans. form flowing between teacher and the children. Inputs about topics and concepts will be given. Group activities will be conducted to encourage each child to take part in single discussion.

Discussion and conversation can be implemented in classroom and HOME as well.

**Environmental Studies :** All for kids picture dictionary.

1.	Birds	Pg. No. 3		9.	Toys	Pg. No. 18
2.	Domestic Animals	Pg. No. 4		10.	Food we eat	Pg. No. 19
3.	Wild Animals	Pg. No. 5		11.	Birthday Party	Pg. No. 36
4.	Flowers	Pg. No. 11		12.	Seasons	Pg. No. 39
5.	Fruits	Pg. No. 12		13.	Colours & Shapes	Pg. No. 43
6.	Vegetables	Pg. No. 13		14.	Famous Cartoon Characters	Pg. No. 45
7.	Family	Pg. No. 15		15.	Opposites	Pg. No. 46
8.	Body Parts	Pg. No. 16		16.	Counting	Pg. No. 48

## हिन्दी

1. हिन्दी शब्द ज्ञान-2 (पृष्ठ संख्या 3 से 16 तक)
2. हिन्दी-ब (पृष्ठ संख्या 3 से 41 तक)
3. Early learning writing book (पृष्ठ संख्या 3 से 41 तक)
4. फुहार बाल कविताएँ – 2 (पृष्ठ संख्या 2, 3, 4, 5, 6, 7, 8, 20)

### अभ्यास कार्य -

1. अ से अः, क से ण तक लिखें ।
2. खाली जगह भरो – अ ..... इ ..... उ ..... अः
3. चित्र पहचानकर पहला अक्षर लिखिए –

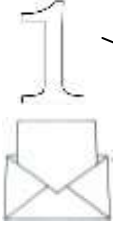


आ



ग

4. चित्र को सही अक्षर से मिलाइए –



ख

ए

5. सही अक्षर पर गोला बनाइए –



घ

क

छ

6. श्रुतलेख : अ से अः तथा क से ण तक ।

### फुहार बाल कविताएँ – 2

- |                              |                                   |
|------------------------------|-----------------------------------|
| 1. नाना जी छड़ी Pg. No. 2    | 5. हाथी राजा Pg. No. 6            |
| 2. नानी तेरी मोरनी Pg. No. 3 | 6. बंदर कूद-कूद-कूद Pg. No. 7     |
| 3. मुन्ना राजा Pg. No. 4     | 7. पंखा Pg. No. 8                 |
| 4. पढ़ना अच्छा Pg. No. 5     | 8. सभी फलों का राजा आम Pg. No. 20 |

Story :- प्यासा कौवा!


## MATHS

1. **Work Book** : Bouncy Bears! Pg. No. 5 to 29, 33, 36 and 39.
2. **Writing Book** : Early learning writing book – Pg. No. 4 to 76

Oral :- Number Counting 1 to 50

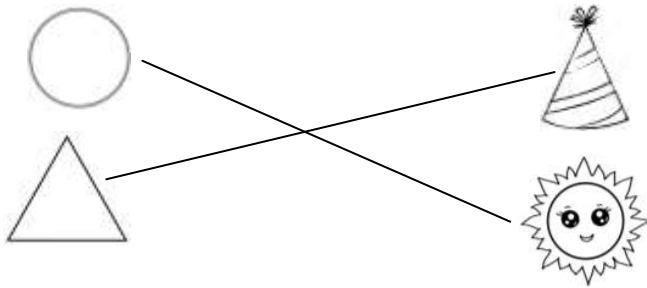
**Written :-**

1. Writing numbers 1 to 30
2. Count and write 1 to 10



3. Complete the set :- 7 – ○ ○ ○ ○ ..... .....

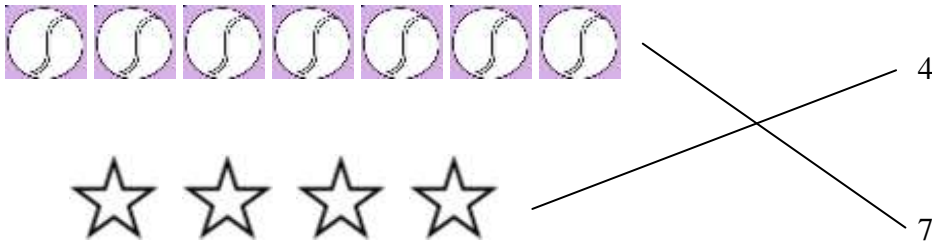
4. Recognition of shape & size and match :-



5. Draw the lines :- 2 – || 8 – |||||

6. Fill in the missing numbers :- 1 \_\_\_\_ 3 \_\_\_\_ 5 \_\_\_\_

7. Count the objects and match with the corresponding number



8. Dictation :- 1 to 30

**DRAWING**

1. Pre-School Drawing (B) :- Page No. 2 to 14

2. Free hand drawing :-

Apple




Sun



Balloon



Watermelon





Term 2 – **Half Yearly**

Month – Sept. to Nov.

Evaluation Test – Last week of November

**ENGLISH**

1. English with Phonics Book – B (Page No. 5 to 40)
2. Cuckoo's Capital & Small Letters – Page No. 34 to 56
3. Early learning writing book – Page No. 4 to 81
4. Twinkling stars Capital & Small Cursive – Page No. 2 to 67
5. Sing Along Nursery Rhymes (2) – (Page No. 7, 12, 13, 14, 15, 18, 19)

The activities like match the following, colouring and tracing etc. encourage the children to think, analyse and find solutions to the assigned challenges.

Emple practice will be given on print & cursive alphabets with the drill works as well as exercises e.g.

1. Fill up the missing letters Q q ..... S s ..... U u ..... (Aa to Zz)
2. Recognize the picture & write the first letter :-



Ss



Xx

3. Circle the correct letter :-



H h

C c



4. Match the picture with the alphabets :-



U u

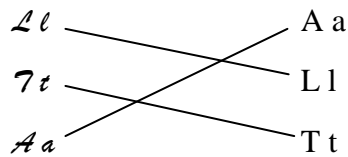


J j



R r

5. Match cursive letter to print letter :-



6. Write the small alphabets :-

P p  
N n

7. Write the capital alphabets :-

d D  
h H

8. Write in cursive :- *A a* A a , *B b* B b (*A a* to *Z z*)

9. Copy writing :- e.g. This is a bat.

10. Dictation :- Print alphabets (A a to Z z)

**Recitation :-** Sing Along Nursery Rhymes (2)

- |                        |            |                   |            |
|------------------------|------------|-------------------|------------|
| 1. Little Miss Muffet  | Pg. No. 7  | 5. All the Myself | Pg. No. 15 |
| 2. Old Mother Hubbard  | Pg. No. 12 | 6. Listen to my   | Pg No. 18  |
| 3. Pussy Cat Pussy Cat | Pg. No. 13 | 7. Animals sound  | Pg No. 19  |
| 4. Good Manners        | Pg. No. 14 |                   |            |

**Concepts (oral) with the help of action & picture cards :-**

More	–	Less	Yes	–	No
Up	–	Down	Good	–	Bad
Laugh	–	Cry	Sit	–	Stand
Happy	–	Sad	Fasten	–	Unfasten
Sweet	–	Sour	Big	–	Small
Hard	–	Easy / Soft	Dry	–	Wet
Hot	–	Cold	Tie	–	Untie

**Composition :-** My Father

**Story :-** Sharing is Caring.

**GK, EVS and concepts :-**

Informative discussions in Q/Ans. form flowing between teacher and the children. Inputs about topics and concepts will be given. Group activities will be conducted to encourage each child to take part in single discussion.

Discussion and conversation can be implemented in classroom and HOME as well.

**Environmental Studies – All for Kids Picture Dictionary**

- |                      |            |
|----------------------|------------|
| 1. Sounds of Animals | Pg. No. 6  |
| 2. Sea Animals       | Pg. No. 9  |
| 3. Insects           | Pg. No. 10 |
| 4. Clothes           | Pg. No. 17 |
| 5. Indoor Games      | Pg. No. 22 |
| 6. Outdoor Games     | Pg. No. 23 |

7. In the classroom	Pg. No. 24
8. Types of Houses	Pg. No. 25
9. In the Kitchen	Pg. No. 26
10. Dining Room	Pg. No. 27
11. Bathroom	Pg. No. 28
12. Drawing room	Pg. No. 29
13. Action Matching	Pg. No. 31
14. Festivals	Pg. No. 37
15. Places of worship	Pg. No. 38
16. Months and Day	Pg. No. 47

## हिन्दी

1. हिन्दी शब्द ज्ञान-2 (पृष्ठ संख्या 17 से 31 तक)
2. हिन्दी-ब (पृष्ठ संख्या 42 से 67 तक)
3. Early learning writing book (पृष्ठ संख्या 5 से 76 तक)
4. फुहार बाल कविताएँ – 2 (पृष्ठ संख्या 10, 11, 12, 13, 14, 16, 17)

### लिखित कार्य –


अ से अः, क से ज्ञ तक चित्रों की सहायता से अक्षर पहचानकर लिखिए और रंग भरिए ।

### अभ्यास कार्य –

1. खाली जगह भरिए – क – ज्ञ तक (क \_\_\_ ग \_\_\_ ड.)
2. चित्र पहचानकर पहला अक्षर लिखिए –

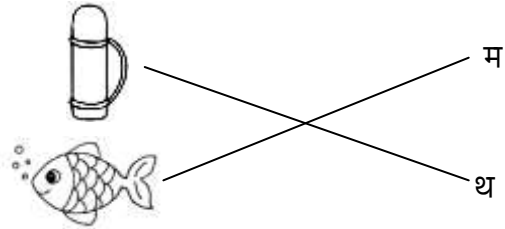


ट





श

3. चित्र पहचानकर पहला अक्षर से जोड़िए –



4. सही चित्र पर गोला बनाइए –

च



5. सुलेख :- अब टब भर ।

6. श्रुतलेख :- अ से अः तथा क से क तक ।

### फुहार बाल कविताएँ – 2

- |                         |            |              |            |
|-------------------------|------------|--------------|------------|
| 1. डॉक्टर भैया          | Pg. No. 10 | 5. मछली रानी | Pg. No. 14 |
| 2. गुड़िया रानी         | Pg. No. 11 | 6. सब्जी     | Pg. No. 16 |
| 3. पापा कहते-पढ़ो, लिखो | Pg. No. 12 | 7. अहा टमाटर | Pg. No. 17 |
| 4. कौन                  | Pg. No. 13 |              |            |

**Story :-** चालाक लोमड़ी!

### MATHS

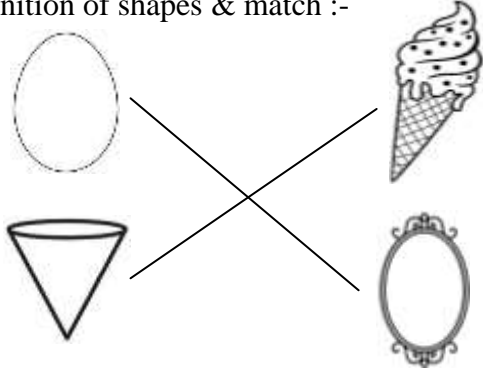
1. **Work Book :** Bouncy Bears! Maths : Pg. No. 40 to 45, 52 to 54.

2. **Writing Book :** Early learning writing book – Pg. No. 5 to 83

**Oral :-** Number Counting 1 to 100

**Written :-**

- Write numbers 1 to 60
- Count and write 1 to 20
- Fill in the missing numbers 1 to 60
- Recognition of shapes & match :-

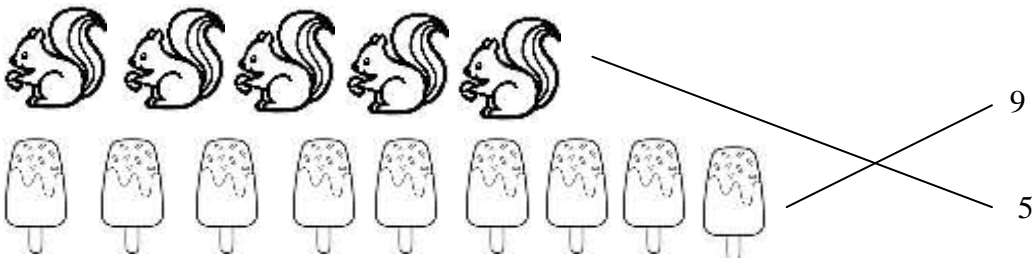


5. Draw the lines :- 9 – ||||| 7 – |||||

6. Complete the set :-



7. Count the objects and match with correct number :-



8. Tick (✓) the bigger one :-



9. Dictation :- 1 to 60

### **DRAWING**

**1. Pre-School Drawing (B) :-** Page No. 15 to 27

**2. Free hand drawing :-**



Umbrella



Ice-cream



Mango



Fish





# Sunbeam Academy, Varanasi

## Syllabi for Class – L.KG

Session : 2025 – 2026

Term 3 – **Annual year**

Month – Dec. to Feb.

Evaluation Test – Last week of February

### ENGLISH

1. English with Phonics Book – B (Page No. 43 to 84)
2. Twinkling stars Capital & Small Cursive – Page No. 68 to 75
3. Go for phonic skills
4. Early learning writing book – Page No. 4 to 72
5. Sing Along Nursery Rhymes (2) – Page No. 4, 20, 21, 22, 23 & 24)

The activities like Beginning & Ending sound, Vowels words, Missing letters, Cursive letters, Phonics knowledge, Picture reading etc. encourage the children to think, analyse and find solutions to the assigned challenges.

Emple practice will be given on.

1. Identification of vowels.
2. Introducing three letter words :-

Bat bat

Ten ten

Lip lip

Pot pot

Tub tub



3. Fill up the blanks :-



B ..... g



L ..... g

4. Recognize the pictures & write the words :-

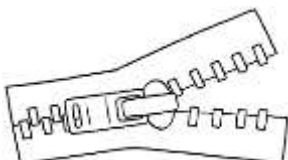


Net



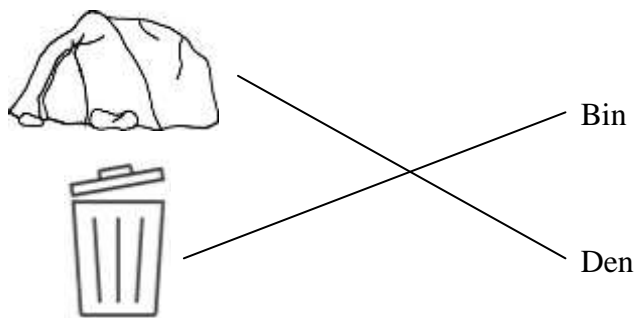
Hut

5. Write the correct word :-



piz .....

6. Match the pictures with the correct words :-



7. Look at the pictures and write the vowels :-



O o



U u

8. Ring the vowels :-

J @ m , F i g , H e n

9. Dictation :- 3 letter words (a, e, i, o, u)

10. Board writing :- Small sentences

**Recitation :-** Sing Along Nursery Rhymes (2)

- |                            |            |                            |            |
|----------------------------|------------|----------------------------|------------|
| 1. Here is the chimney     | Pg. No. 4  | 5. An Apple A Day          | Pg. No. 23 |
| 2. A Tisket, A Tasket      | Pg. No. 20 | 6. Star Light, Star Bright | Pg No. 24  |
| 3. Lemon Drops & Lollipops | Pg. No. 21 |                            |            |
| 4. Aeroplane, Aeroplane    | Pg. No. 22 |                            |            |

**Song :-** Jingle Bells, Jingle Bells

**Concepts (oral) with the help of action & picture cards :-**

Boy	–	Girl	Slow	–	Fast
He	–	She	Rough	–	Smooth
His	–	Her	Clean	–	Dirty
First	–	Last	You	–	I / Me / We
Tall	–	Short	Full	–	Empty
Long	–	Short	Wide	–	Narrow
Heavy	–	Light	Cool	–	Warm
Before	–	After	Read	–	Write
Far	–	Near			

**Composition :-** Our National Flag

**Story :-** The Proud Rose

## GK, EVS and Concepts :-

Informative discussions in Q/Ans. form flowing between teacher and the children. Inputs about topics and concepts will be given. Group activities will be conducted to encourage each child to take part in single discussion.

Discussion and conversation can be implemented in classroom and HOME as well.

### Environmental Studies – All for Kids Picture Dictionary

- |                                  |            |
|----------------------------------|------------|
| 1. Young ones of animals         | Pg. No. 7  |
| 2. Animal Homes                  | Pg. No. 8  |
| 3. Means of Transport            | Pg. No. 14 |
| 4. Keeping Healthy               | Pg. No. 20 |
| 5. Tools                         | Pg. No. 21 |
| 6. Musical Instruments           | Pg. No. 30 |
| 7. Helpers                       | Pg. No. 32 |
| 8. A Garden Scene                | Pg. No. 33 |
| 9. Railway Station               | Pg. No. 34 |
| 10. In the Circus                | Pg. No. 35 |
| 11. Sources of water             | Pg. No. 40 |
| 12. Our Earth                    | Pg. No. 41 |
| 13. Good Habits & Good Manner    | Pg. No. 42 |
| 14. Famous story book characters | Pg. No. 44 |

## हिन्दी

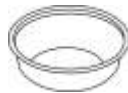
1. हिन्दी शब्द ज्ञान-2 (पृष्ठ संख्या 32 से 49 तक)
2. हिन्दी-ब (पृष्ठ संख्या 68 से 72 तक)
3. लिखना सीखें शब्द अनेक (पृष्ठ संख्या 2 से 48 तक)
4. Early learning writing book (पृष्ठ संख्या 5 से 74 तक)
5. फुहार बाल कविताएँ – 2 (पृष्ठ संख्या 12, 18, 19, 22, 23, 24)

### लिखित कार्य –

बिना मात्रा के दो, तीन और चार अक्षर के शब्द जैसे – घर, बरतन, सरकस आदि ।

### अभ्यास कार्य –

1. खाली जगह भरिए – ..... टब



2. चित्र पहचानकर सही शब्द बनाइए –



..... टबन

3. चित्र पहचानकर शब्द लिखिए –



कलश

4. सही शब्द पर गोला बनाओ -



शलगम

उपवन

शरबत

5. अक्षर को जोड़कर शब्द बनाइए :-

ब + स = बस



क + ल + म = कलम



6. चित्र पहचानकर सही शब्द भरकर वाक्य पूरा करें :-

गरम ..... चख ।



7. श्रुतलेख :- दो, तीन, चार अक्षर वाले शब्द ।

8. श्यामपट्ट लेख ।

### फुहार बाल कविताएँ - 2

1. आसमान में सूरज एक - Pg. No. 18

4. दो चूहे Pg. No. 22

2. सूरज रोज़ - Pg. No. 19

5. बिल्ली मौसी Pg. No. 23

3. आलू बोला मुझको खा - Pg. No. 21

6. चंदा मामा Pg. No. 24

**Story :-** ईमानदार लकड़हारा ।

### MATHS

**1. Work Book :** Bouncy Bears! Maths - Pg. No. 55 to 80, 30 to 34.

**2. Writing Book :** Early learning writing book - Pg. No. 6 to 77

**Oral :-** Numbers Counting 1 to 100

**Written :-**

1. Write in figures (1 to 100)

2. Reverse counting (10 to 1)

3. Fill in the missing numbers (1 to 100)

4. Write in words (1 to 10)

1 - One

2 - Two

5. Count and write in words :-



– Five

6. What comes after :-

7 – 

8
---

3 – 

4
---

7. Number Dictation – 1 to 100

8. Words Dictation – 1 to 10

9. Simple addition (+) (one digit)

	T	U	
		5	
+		5	
	1	0	

Ans – Ten

10. Simple subtraction (–) one digit

	T	U	
		7	
–		3	
		4	

Ans – Four

## **DRAWING**

**1. Pre-School Drawing (B) :-** Page No. 28 to 40

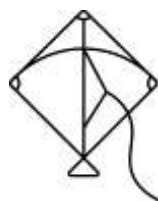
**2. Free hand drawing :-**



**Bird**



**Flower**



**Kite**



**Tree**

